

1,586 SF Retail

**FOR LEASE**

# Central Avenue Lofts

2336 Central Avenue Northeast  
Minneapolis, MN 55418



**Ben Kepple**, Director of Commercial Leasing  
P: (612) 843-4628  
E: [BKepple@Sherman-Associates.com](mailto:BKepple@Sherman-Associates.com)  
[www.Sherman-Associates.com](http://www.Sherman-Associates.com)

**Jake Gundershaug**, Commercial Associate  
P: (612) 604-0863  
E: [JGundershaug@Sherman-Associates.com](mailto:JGundershaug@Sherman-Associates.com)  
[www.Sherman-Associates.com](http://www.Sherman-Associates.com)



PROPERTY

AREA MAP

NEIGHBORHOOD

FLOOR PLANS

PHOTOS



# Central Avenue Lofts

2336 Central Avenue Northeast  
Minneapolis, MN 55418

- 1,586 sf 1st floor retail space available for lease on high-traffic Central Avenue in Northeast Minneapolis
- Rent: \$15.00 annual/psf, Operating Expenses: \$3.92 annual/psf (CAM \$1.92 psf, Tax \$1.83 psf, Insurance \$0.18 psf)
- Co-tenants include US Bank, Amana Dental, and Madina Academy
- Fantastic storefront exposure along Central Avenue
- In close proximity to I-94 and I-35W
- Signage opportunities available

## Ben Kepple

Director of Commercial Leasing

P: (612) 843-4628

E: [BKepple@Sherman-Associates.com](mailto:BKepple@Sherman-Associates.com)

[www.Sherman-Associates.com](http://www.Sherman-Associates.com)

## Jake Gundershaug

Commercial Associate

P: (612) 604-0863

E: [JGundershaug@Sherman-Associates.com](mailto:JGundershaug@Sherman-Associates.com)

[www.Sherman-Associates.com](http://www.Sherman-Associates.com)

## Demographics

	<u>1 MILE</u>	<u>3 MILES</u>	<u>5 MILES</u>
Population	22,453	156,652	414,130
Households	9,568	64,135	173,747
Daytime Pop.	16,160	321,238	610,962
Avg. HH Inc.	\$63,918	\$68,566	\$70,870




PROPERTY

AREA MAP

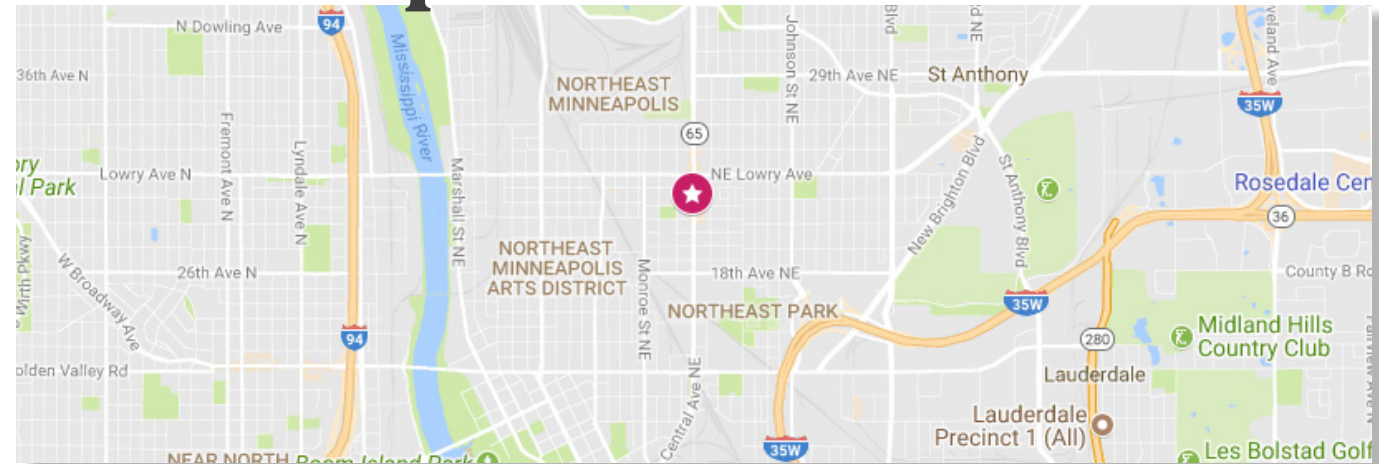
NEIGHBORHOOD

FLOOR PLANS

PHOTOS



## Area Map



## Trade Map



### Ben Kepple

Director of Commercial Leasing

P: (612) 843-4628

E: [BKepple@Sherman-Associates.com](mailto:BKepple@Sherman-Associates.com)

[www.Sherman-Associates.com](http://www.Sherman-Associates.com)

### Jake Gundershaug

Commercial Associate

P: (612) 604-0863

E: [JGundershaug@Sherman-Associates.com](mailto:JGundershaug@Sherman-Associates.com)

[www.Sherman-Associates.com](http://www.Sherman-Associates.com)

PROPERTY

AREA MAP



NEIGHBORHOOD

FLOOR PLANS

PHOTOS

# Northeast & Central Avenue

Northeast Minneapolis is a quick 10-minute drive from Downtown, located along the northeast bank of the Mississippi River. It is comprised of 13 smaller neighborhoods bounded by the Mississippi River to the West, Hennepin Ave to the South, Stinson Boulevard to the East, and 37th Avenue to the North.

Northeast Minneapolis has recently experienced a resurgence as local artists and commercial retailers have found success in its sphere, and has become a mecca for the arts, craft beer, and some of the trendiest bars and restaurants in the Twin Cities. Northeast is home to the annual Art-A-Whirl arts festival; Boom Island Park, a park with walking and biking paths that run along the Mississippi River; Nicollet Island's landmark Grain Belt Beer sign; and Surdyk's Liquor and Cheese Shop, a neighborhood staple since 1934.

Northeast's commercial districts are saturated along major corridors such as Hennepin Ave, University Ave, and Central Ave. Since the late 1800s, Central Ave NE has been an epicenter of enduring immigrant businesses, and today boasts over 50 independently-owned eateries with cuisines from all over the world.

## Ben Kepple

Director of Commercial Leasing

P: (612) 843-4628

E: [BKepple@Sherman-Associates.com](mailto:BKepple@Sherman-Associates.com)

[www.Sherman-Associates.com](http://www.Sherman-Associates.com)

## Jake Gundershaug

Commercial Associate

P: (612) 604-0863

E: [JGundershaug@Sherman-Associates.com](mailto:JGundershaug@Sherman-Associates.com)

[www.Sherman-Associates.com](http://www.Sherman-Associates.com)

## Mobility Scores



88

Very Walkable



49

Some Transit



93

Biker's Paradise



PROPERTY

AREA MAP

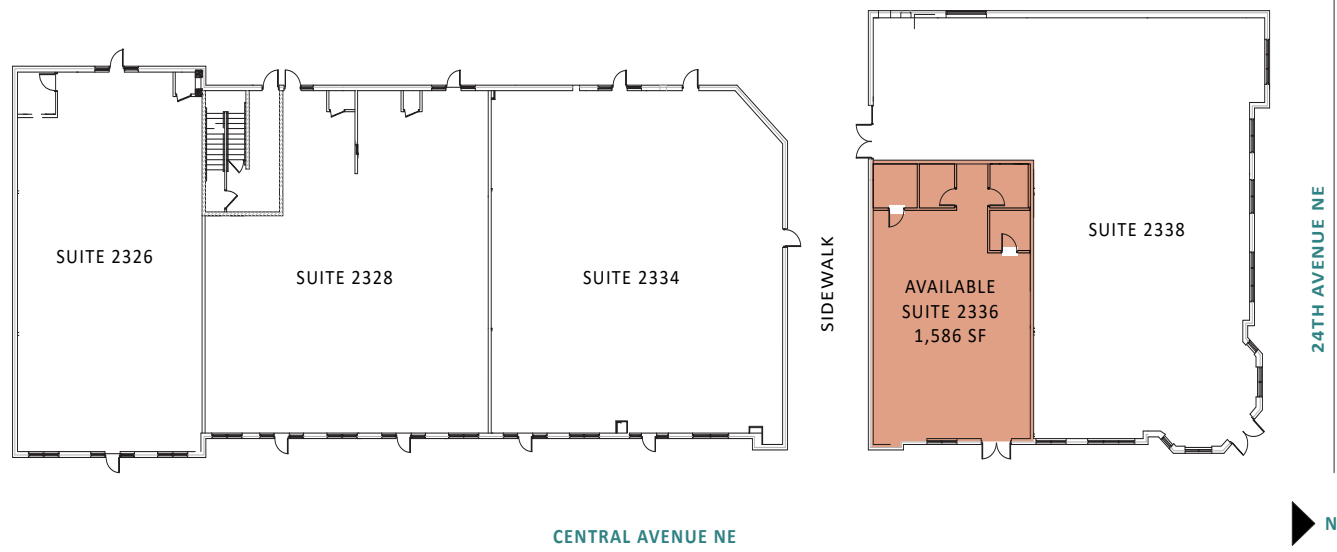
NEIGHBORHOOD

FLOOR PLANS

PHOTOS



# Available Spaces



## Ben Kepple

Director of Commercial Leasing

P: (612) 843-4628

E: [BKepple@Sherman-Associates.com](mailto:BKepple@Sherman-Associates.com)

[www.Sherman-Associates.com](http://www.Sherman-Associates.com)

## Jake Gundershaug

Commercial Associate

P: (612) 604-0863

E: [JGundershaug@Sherman-Associates.com](mailto:JGundershaug@Sherman-Associates.com)

[www.Sherman-Associates.com](http://www.Sherman-Associates.com)

PROPERTY

AREA MAP

NEIGHBORHOOD

FLOOR PLANS

PHOTOS



**Ben Kepple**

Director of Commercial Leasing

P: (612) 843-4628

E: [BKepple@Sherman-Associates.com](mailto:BKepple@Sherman-Associates.com)

[www.Sherman-Associates.com](http://www.Sherman-Associates.com)

**Jake Gundershaug**

Commercial Associate

P: (612) 604-0863

E: [JGundershaug@Sherman-Associates.com](mailto:JGundershaug@Sherman-Associates.com)

[www.Sherman-Associates.com](http://www.Sherman-Associates.com)